

## SportsHeadz APP

We received access to the SportsHeadz App when this company and MBSport company joined. This makes this App free to users of the MBSport website.

This team App works like other sport management apps, with the advantage that it syncs with our website. Team games, practices, tournaments, schedule changes will automatically sync with the app.

Team members will also receive automatic notification. Coaches and managers (under STAFF in the App) will also receive notification of players attending these events.



### Website Path:

Download on <https://apps.apple.com/ca/app/sportsheadz/id1534251233>

Apple

Download on [https://play.google.com/store/apps/details?id=com.sportsheadz&hl=en\\_CA&gl=US](https://play.google.com/store/apps/details?id=com.sportsheadz&hl=en_CA&gl=US)

Google

### Information/Instruction:

You may either receive an email from the website requesting that you download the APP or you may download the APP at the above sites.

Just Coaches and Managers who are entered into the Website Roster will automatically be sync with the APP and receive an email.

Email example:

**Subject:** You've Been Added To The 22-23 HL - U22 HL #2145 Team, Here's What To Do Next

### **Brantford Girls Hockey Association**

This email was generated on 10/1/2022 at 8:09 PM

Hello Mars Surname

Kate Hogarth ([Hogey@rogers.com](mailto:Hogey@rogers.com)) has added you to the 22-23 HL - U22 HL #2145 roster for the FREE Sportsheadz App which includes several team communication tools including player attendance and team chat. We've detected that your Sportsheadz account has not yet been created, so please do that now. Start by downloading the FREE Sportsheadz App:

[Apple App Store](#)

[Google Play Store](#)

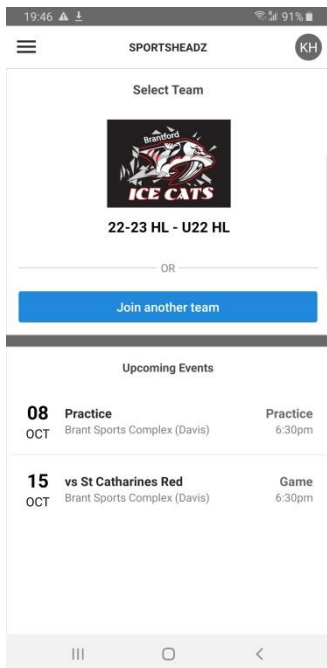
Please be sure to use this email address when signing up: [email address message received](#)

If you experience any issues while creating your account please contact [support@sportsheadz.com](mailto:support@sportsheadz.com) for assistance.

\*\* MBSportsWeb is now known as Sportsheadz \*\*

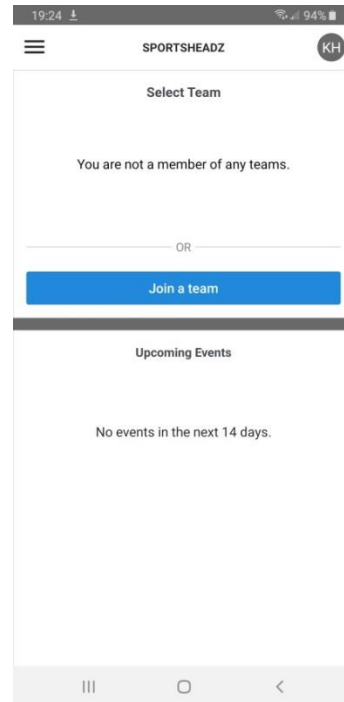
Please note that if you're added to additional teams in the future you won't need to sign-up again - those teams will just automatically appear for you when you login to the Sportsheadz App.

Once you have downloaded the APP and you have not been assigned a team the APP will open with the following screen to the right.



But if you have been assigned or invited to join a team, the screen will appear like the pic on the left.

The team is displayed with the upcoming events.



There are four classifications within the APP: player, coach, manager, and guardians. Coaches and manager are the roles (called staff) that are able to add players, accept or reject team member requests, etc.

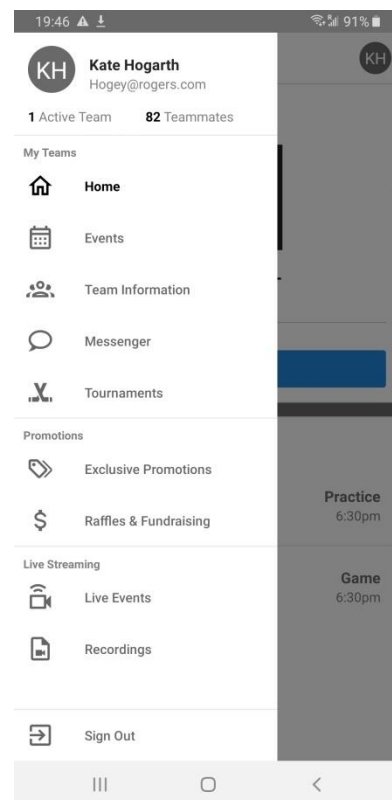
### Coaches and Manager:

When you open up the APP and are at your team's page, when you click the menu bar in the top left hand corner, the following drop-down appears:

You can see that the APP syncs with the Association's and the team's events created and posted in the website. This heading also has a 'Hangout', a feature that allows the team to create private events (i.e., team get-together or celebration) that you don't wish to have on the site.

Team information will be discussed in more detail later, but you will see a red dot next to this heading if there are requests to join the team.

Messages is the team messaging feature like other sports APPs.

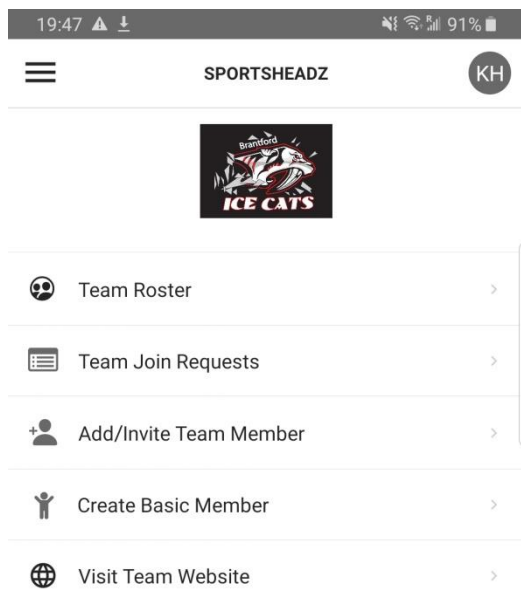


Tournaments heading is a list of tournaments among associations using the SportsHeadz platform.

SportsHeadz has the ability to do raffles from the website. Associations using this feature will have their Raffle show in the APP.

SportsHeadz is working on being able to live stream games.

## SETTING UP YOUR TEAM



Once you open up the Team Information from the drop-down menu, you will see the headings in the pic on the left.

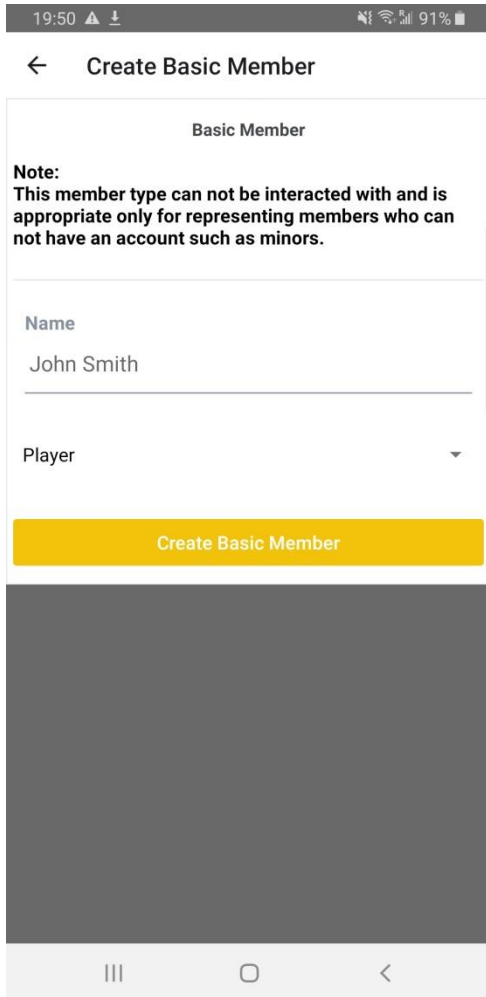
This will give you information of your team roster that will include your players, guardians (parents, trainers) and the last called staff (coaches and manager).

Add/Invite Team Member is the feature for members who have their own email (you will need to know their email address). This could be a parent, a trainer, a player who will have their own profile. Players with their own profile tend to be those in U15 and higher.

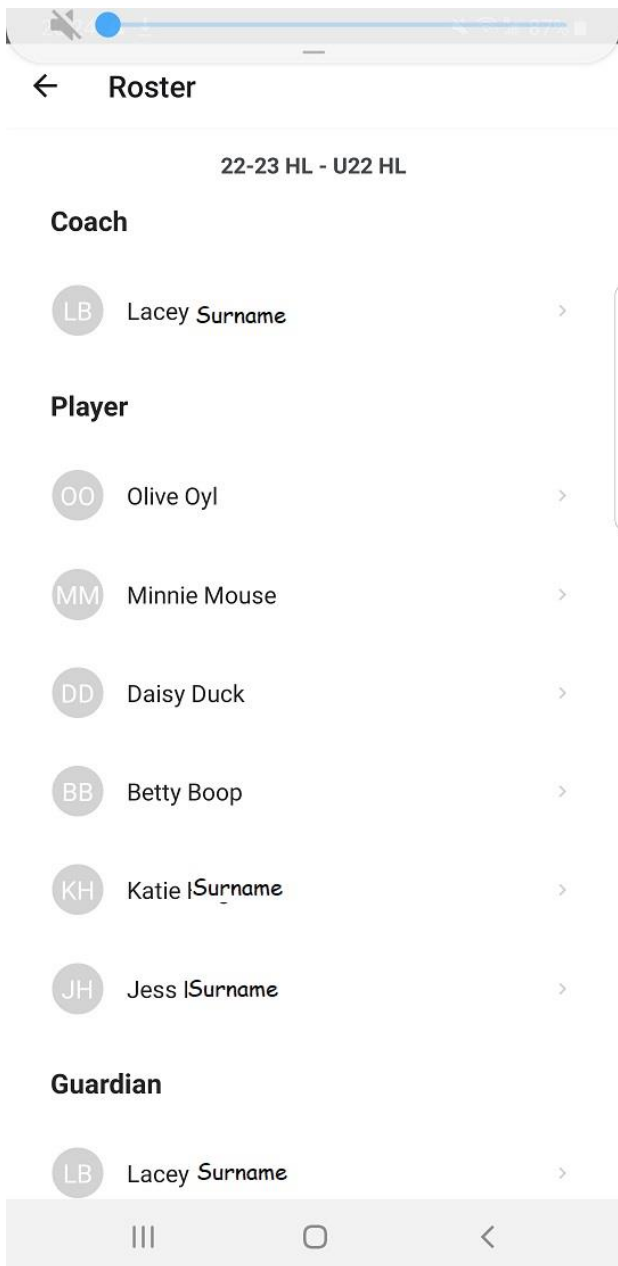
NOTE: There can only be one email address to a profile. The APP does not allow you to have one email address for two separate profiles.

The easiest way to set-up your team for the younger players is to go to the Create Basic Member. The Coach/Manager only needs to type in the player's name. Parents need to be notified that they need to download the APP to join. When the parent sends a request to join the team, the coach/manager just needs to attached him/her to their player.

It will be the parent (guardian) who will receive the notifications, attendance requests, etc.. If we had to go back to Health Screening (good grief ☹️), this APP has this within the program and would be completed by the guardian.



Picture of the window to create a basic member (minors).



When the Team Roster is viewed, the coaches and managers will be able to view all members of the team.

If someone wants to join the team app, there will be a red dot next to 'team join requests'. When this is open, a list of individuals wanting to join will appear. The Coaches or Manager can decide to accept or not.

